

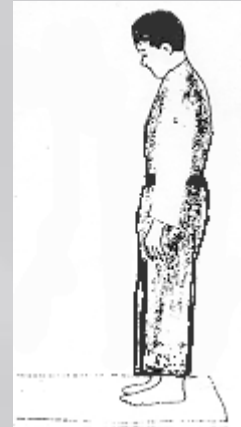
STEP BY STEP GUIDE TO TWO RAKA SALAT

This document shows step by step
guide to two unit Salat with content
and illustrations

□ Intention of Salat

What to say

- 1) *Face in south east direction where Kabaa (SA) is situated and recite the following words;*
- 2) God is Great, God is Great, there is no god beside God.
- 3) Two Unit Salat Fajr
 - 1) 2

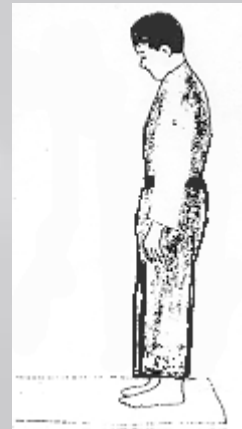


Seek refuge in God before reciting “The Key”

- 1) *Recite (23:97-98) at the start of Salat only, which reads as follows;*
- 2) My Lord I seek refuge in You from the whispers of the devils. And I seek refuge in You lest they come near me.
- 3) *Now read “The Key” (Chapter 1)*
- 4) **In the name of God Most Gracious Most Merciful.**
- 5) **Praise be to God Lord of the worlds.**
- 6) **Most Gracious Most Merciful.**
- 7) **Master of the Day of Judgement.**
- 8) **You Alone we worship. You Alone we ask for help.**
- 9) **Guide us in the right path.**
- 10) **The path of those whom You blessed; not of those who have deserved wrath, nor the strayers.**
- 11)

- Recite the Chapter 1 of the Quran called “The Key” while in the standing position

- *A general note, regarding the change of positions in the Salat, it is encouraged to move from one position to another in the Salat, with gradual and respectful composure, because in fact you are standing in presence of God.*



What to recite in a bowing position - plus

□ Bow Down

- 1) *While moving from standing position to bowing position recite the following;*
- 2) **“God is Great**
- 3) *While staying still in bowing position recite the following once;*
- 4) **Glory be to Lord the Great**
 - 1) **4**



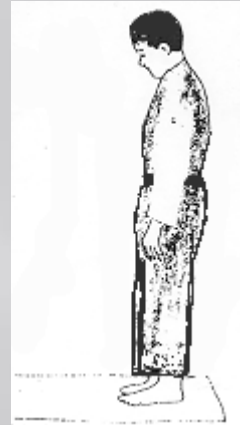
□ Stand up

Go to Standing Position

While moving from bowing position to standing position recite;

God is Great

5



Fall prostrate slowly from the standing position

- 1) *While moving from standing position to prostration position recite the following;*
- 2) **God is Great**
- 3) *In the prostration position recite the following once;*
- 4) **Glory be to Lord the Most High**
- 5) **High**
- 6) *Now straighten up to kneeling position, while doing that recite the following;*
- 7) **Allah Hu Akbar**

▣ Fall Prostrate



Gradual movement with composure

- ▣ Go into kneeling position

*While moving from prostrate position
to kneeling position recite the
following;*

Allah Hu Akbar

7



While moving from kneeling position to prostration position

□ Prostrate again

1) *Recite the following;*

2) **God is Great**

3) *While in prostrate position recite the following once;*


4) **Glory be to Lord the Most High**

5) *While straightening up from prostration position to the upright standing position recite the following;*

6) **God is Great**

7)

1) 8

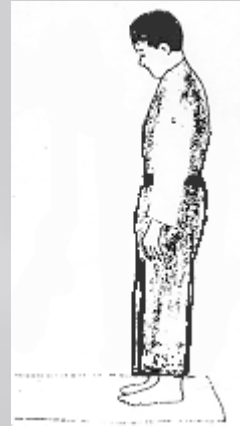


- Go to standing position

Repeat steps from 3
to 8

*Without reading (23:97-98) in step
3.*

9



Do not stand up, but go into the kneeling position

- After repeating all steps till the second prostration

1) *While moving from the prostration position to kneeling position recite the following;*

2) **God is Great**

3) *While in the kneeling position recite (17:111) as follows;*

4) Praise be to God , who has never begotten a son, nor does He have a partner in His kingship, nor does He need any ally out of weakness.

5) **This concludes the Fajr Salat.**

1) 10

