


STEP BY STEP GUIDE TO TWO RAKA SALAT

This document show step by step
illustrations and content of Salat

▣ Intention of Salat


What to say

- 1) God is Great, God is Great,
there is no god beside God.
- 2) Two Unit Salat Fajr
- 3) Facing Kabaa (make sure you
are facing Kabaa in UK is south
east direction)



▣ Recite Key plus

- 1) At the start of Salat for only one time read (23:97-98);
- 2) My Lord I seek refuge in You from the whispers of the devils. And I seek refuge in You lest they come near me.
- 3) Now read Key (chapter 1)
- 4) **In the name of God Most Gracious Most Merciful.**
- 5) **Praise be to God Lord of the worlds.**
- 6) **Most Gracious Most Merciful.**
- 7) **Master of the Day of Judgement.**
- 8) **You Alone we worship. You Alone we ask for help.**
- 9) **Guide us in the right path.**
- 10) **The path of those whom You blessed; not of those who have deserved wrath, nor the strayers.**
- 11) Say "God is Great"



▣ Bow Down

What to recite


- 1) Glory be to Lord the Great.
- 2) Say "God is Great"



▣ Stand up

Go to Standing Position


1) Say "God is Great"



▣ Fall Prostrate

What to say

- 1) Glory be to Lord the Most High
- 2) Say "God is Great"



▣ Go to sitting position


Say “God is Great”



▣ Prostrate again

What to say


- 1) Glory be to Lord the Most High
- 2) Say "God is Great"



- ▣ Go to standing position

Do all the previous steps 2 to 8

Without reading (23:97-98) but reading the Key



What to recite in sitting position

- 1) You recite (17:111)
- 2) Praise be to God , who has never begotten a son, nor does He have a partner in His kingship, nor does He need any ally out of weakness.

The End

□ After repeating all steps till prostration sit up.

